

BHATIA COMMUNICATIONS & RETAIL (INDIA) LIMITED

BHATIA'S[®]
The mobile one stop shop

CIN: L32109GJ2008PLC053336

Regd Off: 132, Dr. Ambedkar Shopping Centre, Ring Road, Surat-395002
Email: info@bhatiamobile.com, Ph: 0261-2349892
Website : www.bhatiamobile.com

Date: 18/11/2021

To

BSE Limited

Phiroze Jeejeebhoy Towers

Dalal Street

Mumbai- 400001

Scrip ID/Code : BHATIA/540956

Subject : Disclosure of information pursuant to Regulation 30 of SEBI (Listing Obligations and Disclosure Requirements) Regulations, 2015

Dear Sir/Madam,

In compliance with Regulation 30 of SEBI (Listing Obligations and Disclosure Requirements) Regulations, 2015. Kindly find enclosed herewith a copy of Results presentation with respect to the Financial results for the Quarter and half year ended 30th September, 2021 of the company.

Kindly take the above information on record and oblige.

Thanking you.

Yours Faithfully.

For Bhatia Communications & Retail (India) Limited



Sanjeev Harbanslal Bhatia
Managing Director
DIN: 02063671



Place: Surat

Encl: As Above

Q2 FY2022 EARNINGS PRESENTATION

BHATIA COMMUNICATIONS & RETAIL (INDIA) LIMITED

BHATIA'S[®]
The mobile one stop shop

Safe Harbour

This presentation and the accompanying slides (the "Presentation"), which have been prepared by Bhatia Communications & Retail (India) Ltd. (the "Company") solely for information purposes and do not constitute any offer, recommendation or invitation to purchase or subscribe for any securities, and shall not form the basis or be relied on in connection with any contract or binding commitment what so ever. No offering of securities of the Company will be made except by means of a statutory offering document containing detailed information about the Company. This Presentation has been prepared by the Company based on information and data which the Company considers reliable, but the Company makes no representation or warranty, express or implied, whatsoever, and no reliance shall be placed on, the truth, accuracy, completeness, fairness and reasonableness of the contents of this Presentation. This Presentation may not be all inclusive and may not contain all of the information that you may consider material. Any liability in respect of the contents of, or any omission from, this Presentation is expressly excluded. All product names, logos, and brands are property of their respective owners. All company, product and service names used in this presentation are for identification purposes only. Use of these names, logos, and brands does not imply endorsement. Certain matters discussed in this Presentation may contain statements regarding the Company's market opportunity and business prospects that are individually and collectively forward-looking statements. Such forward-looking statements are not guaranteeing of future performance and are subject to known and unknown risks, uncertainties and assumptions that are difficult to predict. These risks and uncertainties include, but are not limited to, the performance of the Indian economy and of the economies of various international markets, the performance of the industry in India and world-wide, competition, the company's ability to successfully implement its strategy, the Company's future levels of growth and expansion, technological implementation, changes and advancements, changes in revenue, income or cash flows, the Company's market preferences and its exposure to market risks, as well as other risks. The Company's actual results, levels of activity, performance or achievements could differ materially and adversely from results expressed in or implied by this Presentation. The Company assumes no obligation to update any forward-looking information contained in this Presentation. Any forward-looking statements and projections made by third parties included in this Presentation are not adopted by the Company and the Company is not responsible for such third-party statements and projections.

List of Contents



Topics to Discuss

Business Overview

Page 04

Key Financials

Page 16





Business Overview

Growing with stakeholders

Customer Perspective

Goal

Personal customer service
After sales service
Widen reach
Competitive Pricing

Measure / Step

Higher customer retention
Higher customer retention
Strategic new location
Increase in EBITDA Margin

Shareholder's Perspective

Goal

Capital appreciation
Increase dividend yield
Improve market capitalisation

Measure / Step

Delivering strong results
Increasing PAT margins
Capturing market share

Problem

Quality Electronic Products with after-purchase customer service.

Existing Alternatives

There are regional players, having minimal presence, but they're unable to provide end-to end solution. However, there is competition from large retail giants, but we have been easily able to compete with them.

Major Costs

- Stock Purchase.
- Employee Expenses.

Solution

PAN Gujarat presence with 100+ outlets, providing premium quality Electronic products of various brands.

Key Metrics

Conversion rate – 99%

Proportion of customers entering the store and ending up buying a product.

Unique Value Proposition

Bhatia Communications & Retail (India) Limited is moving up the value chain increasing outlets with multiple products.

After Sales customer service.

First-mover advantage with strategically locating new stores.

High Level Concept

Smart Phones and Electronic Gadgets are no more considered a luxury item, they are necessities for everyone.

Unfair Advantage

- Competitive pricing.
- Customer Service.
- Wide range of products.
- Strong distribution network across Surat city

Channels

Direct marketing, social media, ads along with tie-up with Financial Channel Partners is helping the company reach wider audience.

Customer Segments

- 18+ age group.
- Shift witnessed from lowrange mobile phones to premium smart phones.
- Average range of smartphones ~ ₹10,000 - ₹15,000

Early Adopters

- The company is updated with the current trend in handsets and other electronic devices.
- Strategically opening stores in locations where no regional or big retail player has its presence gaining first mover advantage.

Revenue Streams

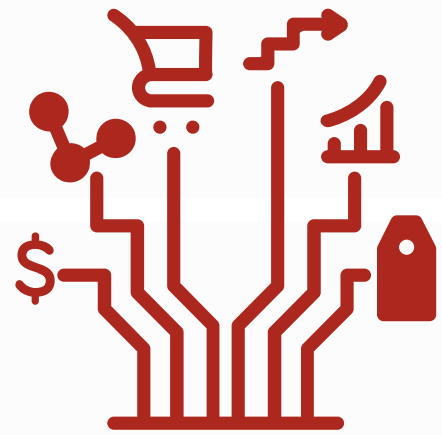
Diversification of Products:

The company now has 44 Multi Product Outlets in this Quarter. Thus making sure, there is perennial flow of revenue.

Offline Continues to Offer Everything Online Can't.

- ▶ PERSONAL CUSTOMER SERVICE, WHICH IS ESPECIALLY IMPORTANT FOR INDIANS WHEN IT COMES TO ELECTRONICS.
- ▶ AFTER SALES SERVICE, ANY CUSTOMER CAN WALK-IN ANYTIME AFTER A SALE FOR ADDITIONAL SUPPORT, THIS BOLSTERS REPEAT PURCHASES.
- ▶ TANGIBLE MARKETING, ONLY OFFLINE STORES ENABLE CONSUMERS TO COME AND TRY THE PRODUCT THEMSELVES BEFORE BUYING.

Key Focus Areas



MARKETING



OPERATIONS



SALES




SUPPLY CHAIN

Key Metrics




CONVERSION RATE

99%




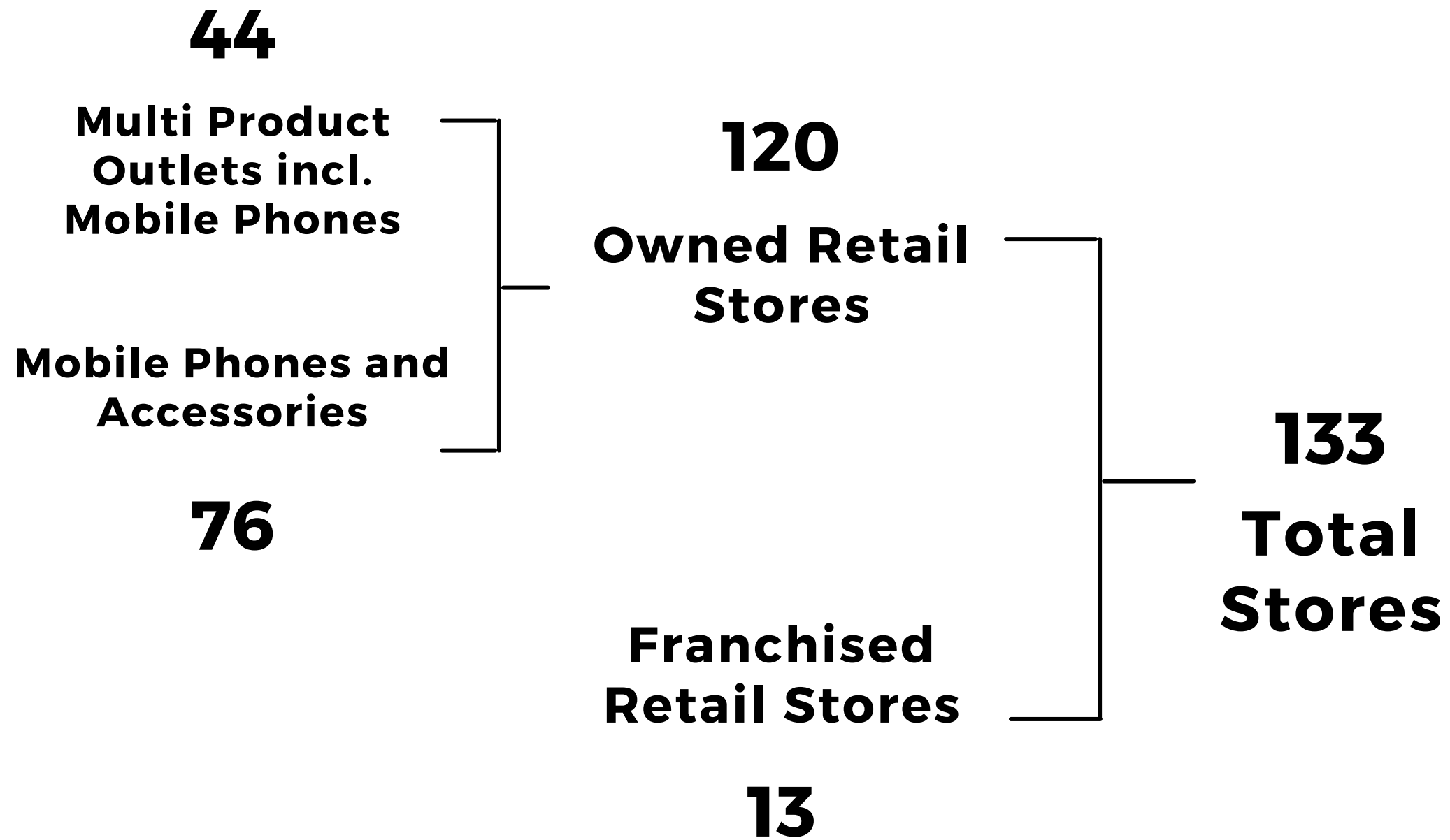

TOTAL AREA SQ. FT.

1,10,940




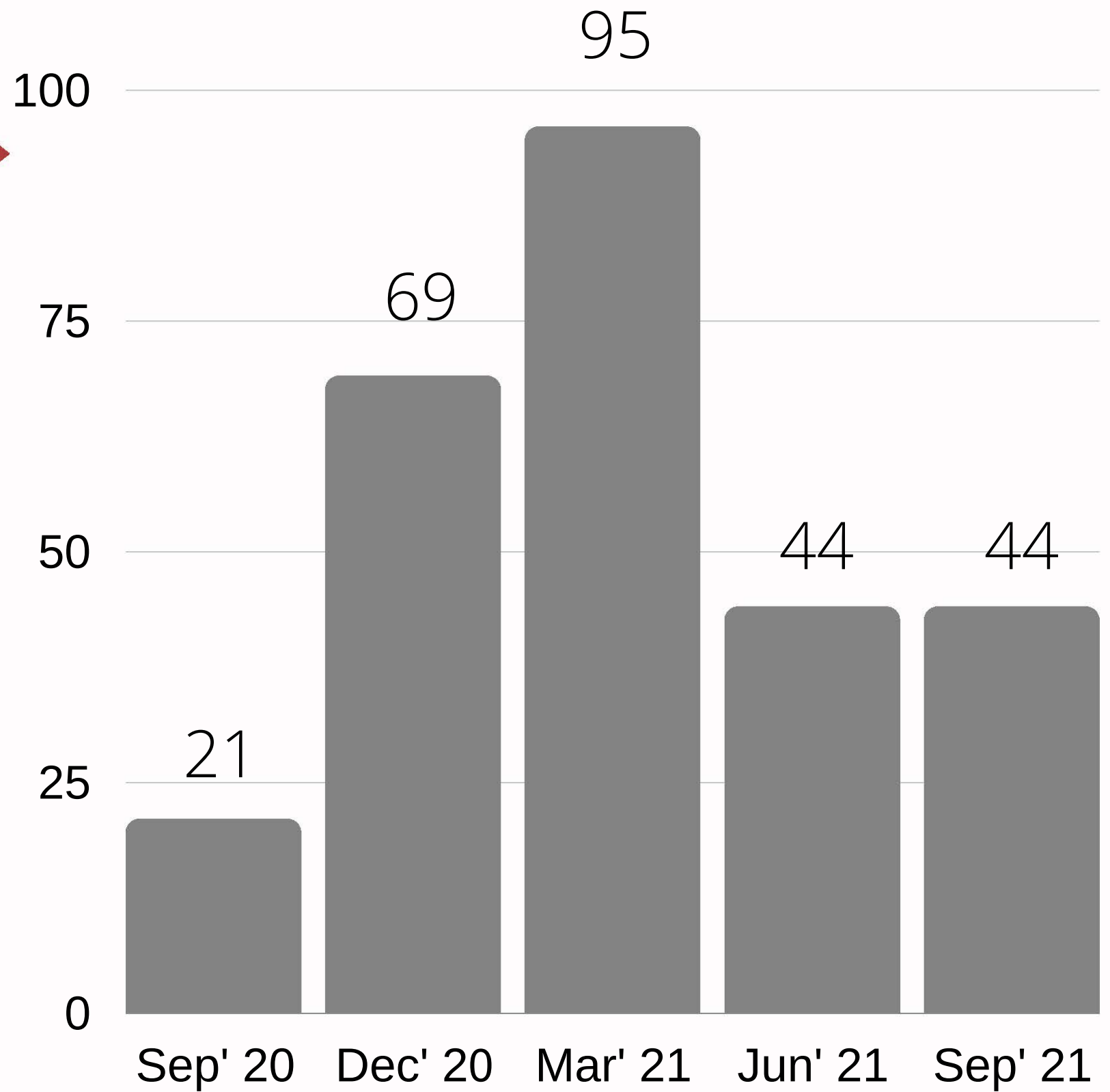

REVENUE PER SQ. FT.

₹ 5,789



Number of Stores: An Overview





Number of Multi-Product Outlets

8.1%

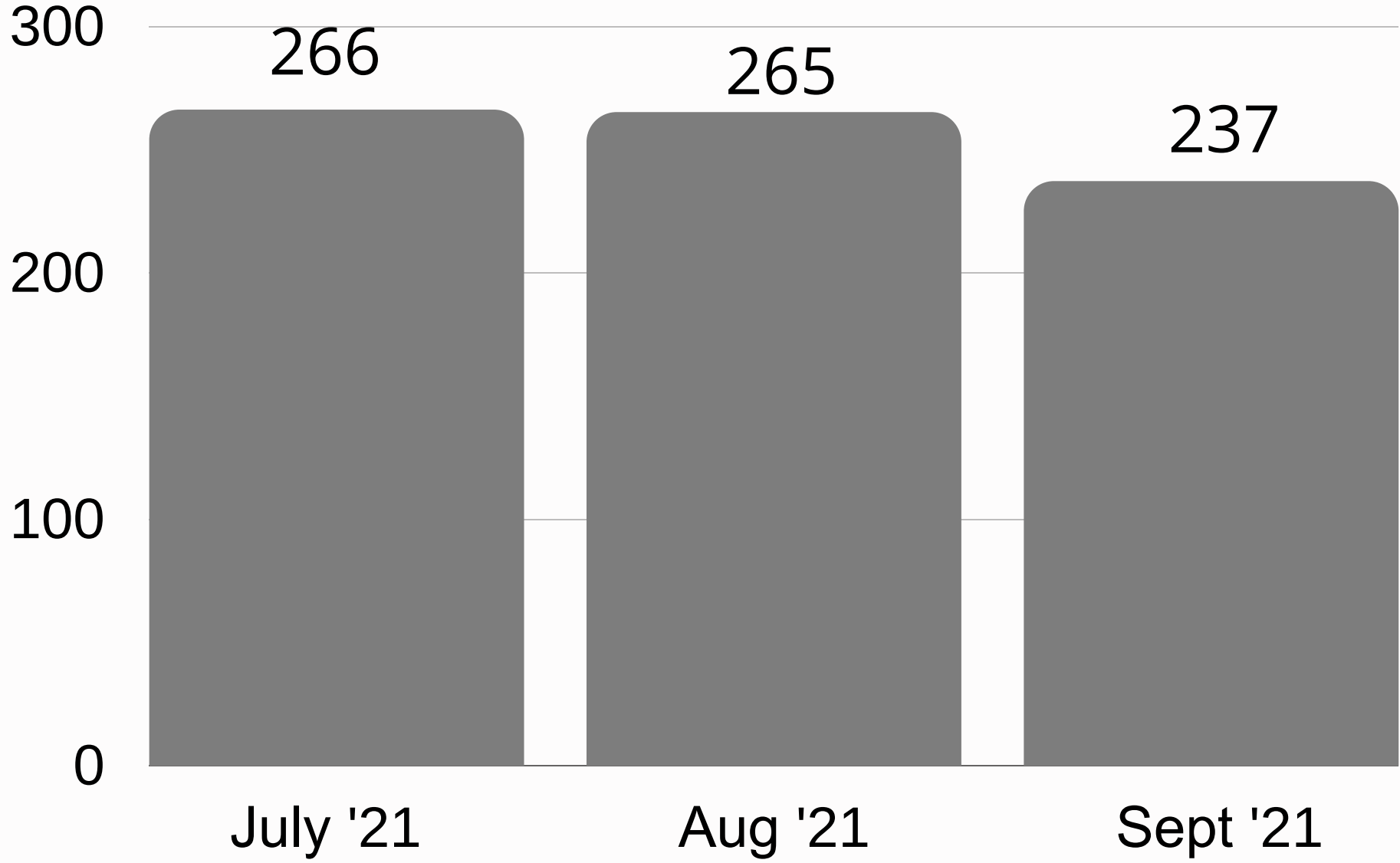
FRANCHISE RETAIL STORE

Revenue Breakup

91.9%

OWNED RETAIL STORES

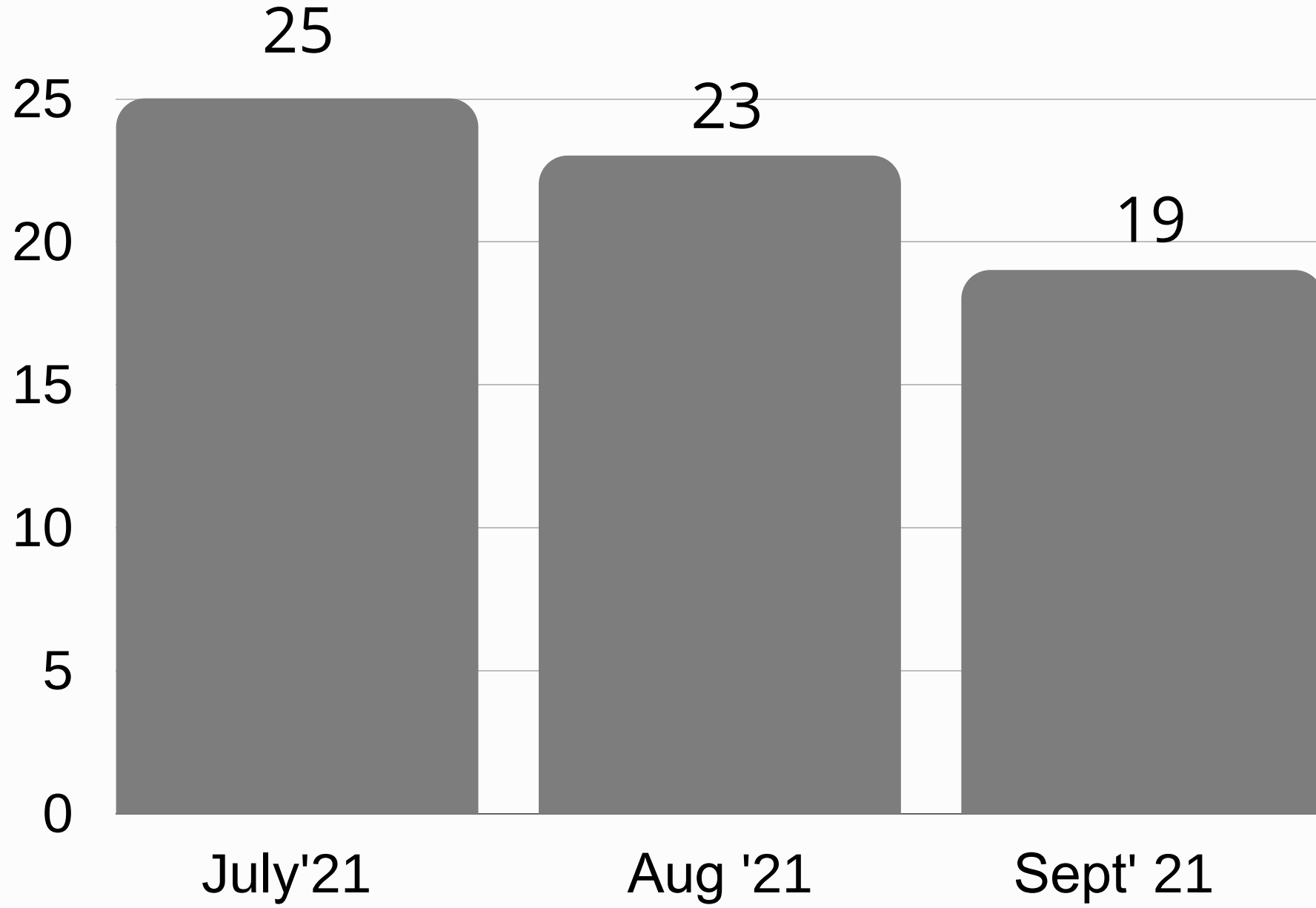
OWNED RETAIL STORES



Q2 SALES FY2022 - IN MILLIONS
(OWNED RETAIL OUTLETS)

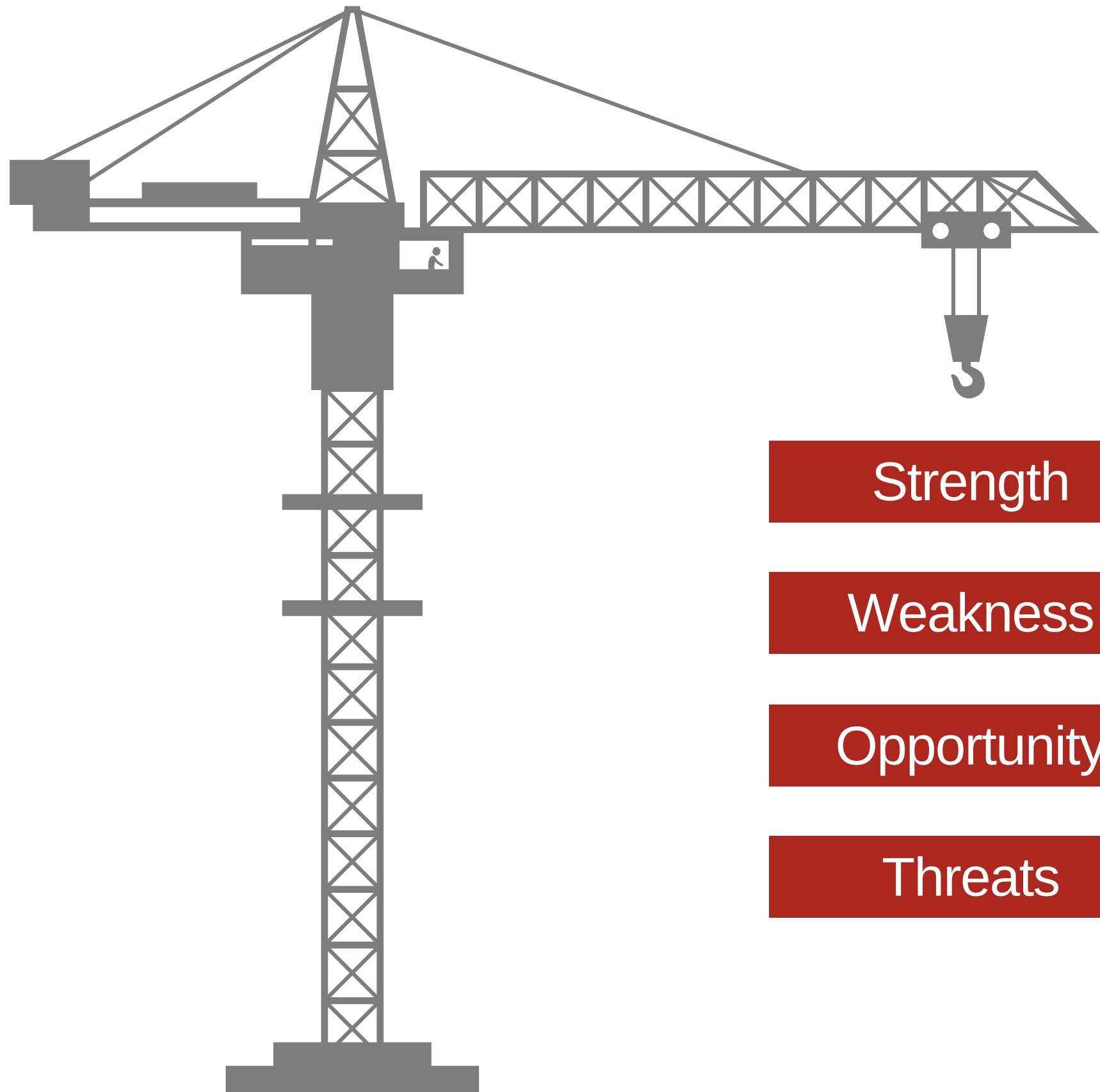
SALES AMOUNT (WITHOUT) NET OF RETURNS; AFTER GST

FRANCHISE RETAIL STORES



Q2 SALES FY2022 - IN MILLIONS
(FRANCHISE RETAIL OUTLETS)

SALES AMOUNT (WITHOUT) NET OF RETURNS; AFTER GST



Strength

Weakness

Opportunity

Threats

STRENGTH

- Experienced Team
- Active Marketers
- Diversified Products
- 1000+ trained advisors

WEAKNESS

- Limited Mobile Infra in Gujarat
- Lack of Resources compared to giants players.

OPPORTUNITIES

- Low penetration of smartphones and other appliances.
- People shifting to smartphones with rising disposable income.

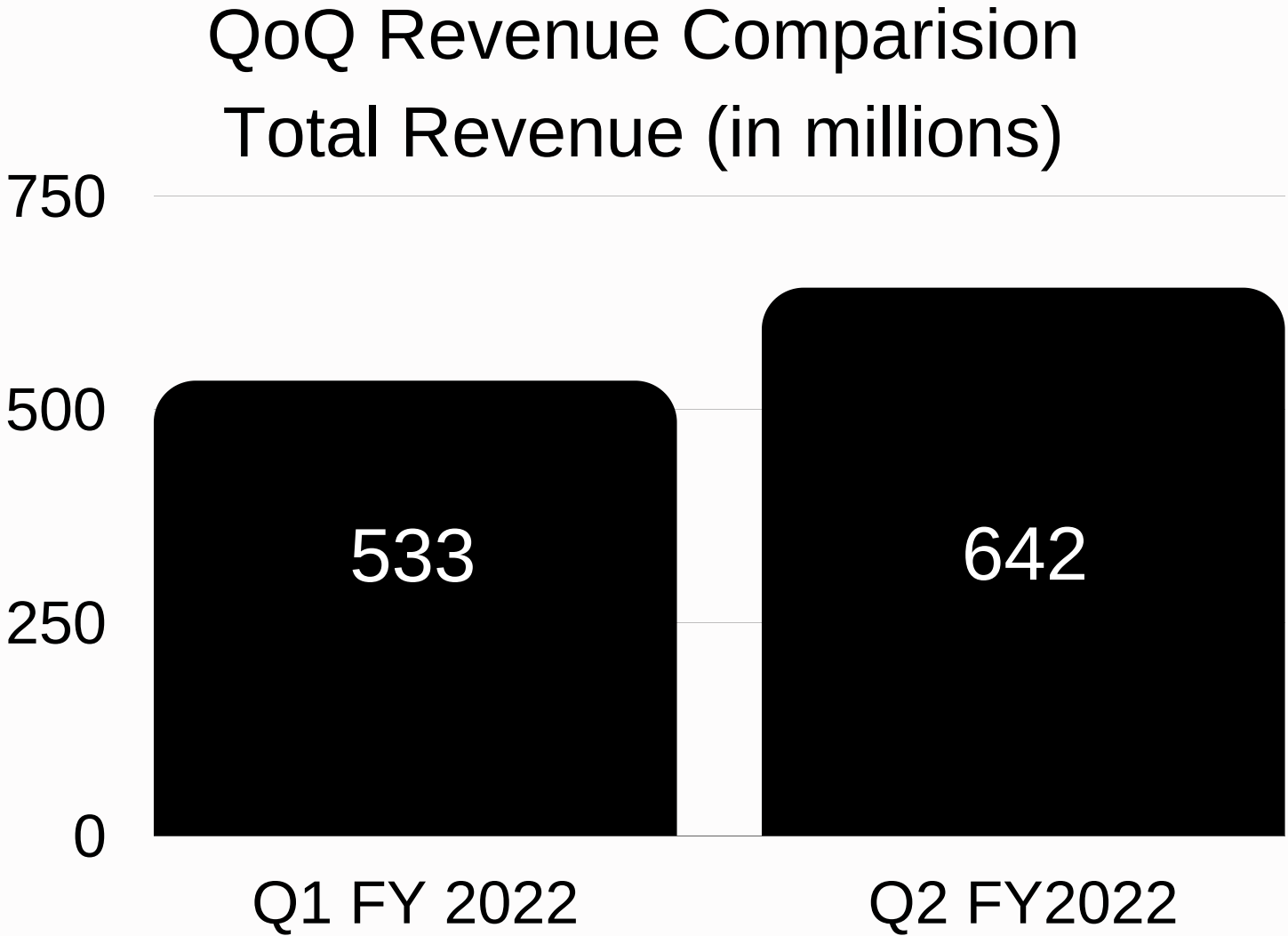
THREATS

- Huge Competition.
- Low entry barriers for new players
- Rise of e-commerce industry.



Financial Overview

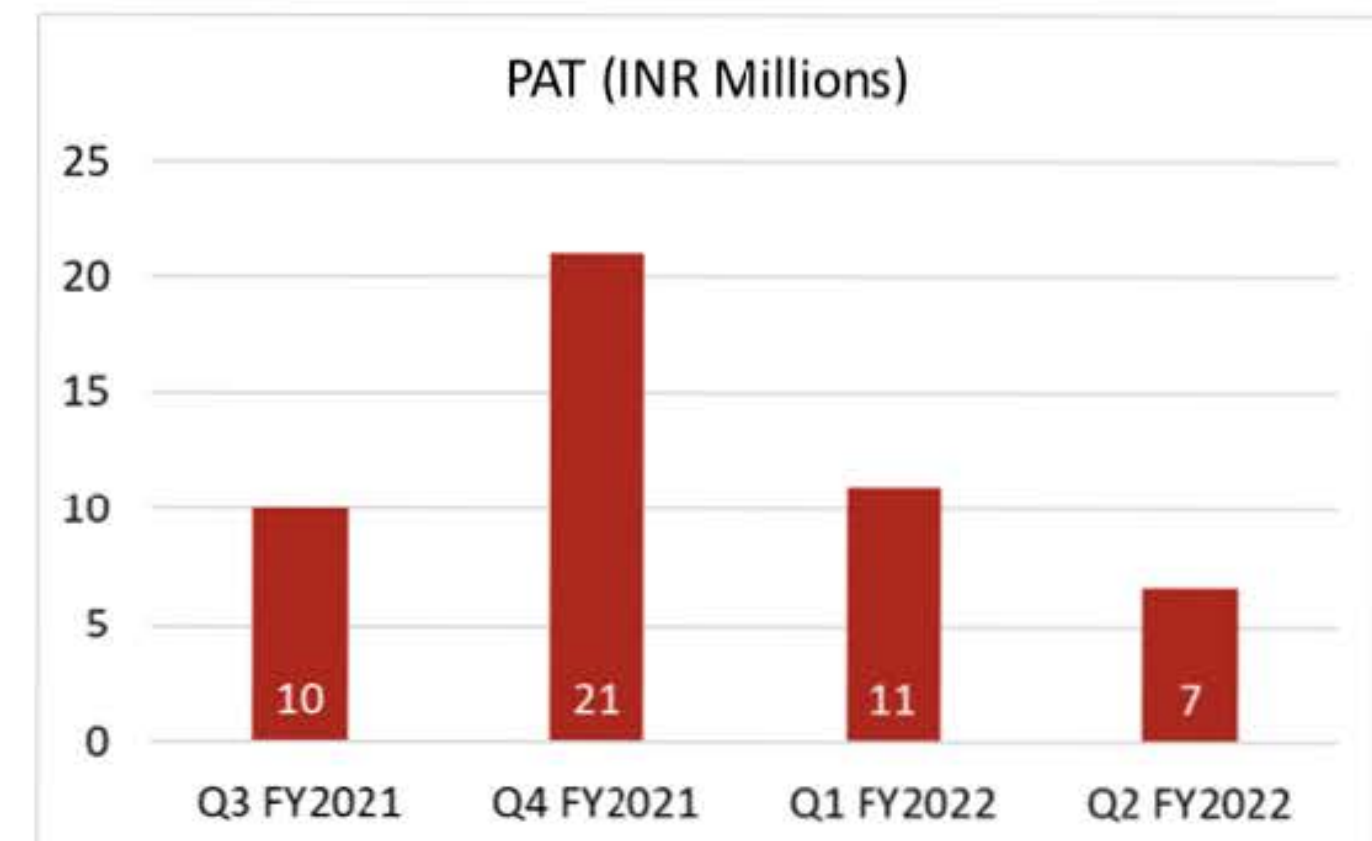
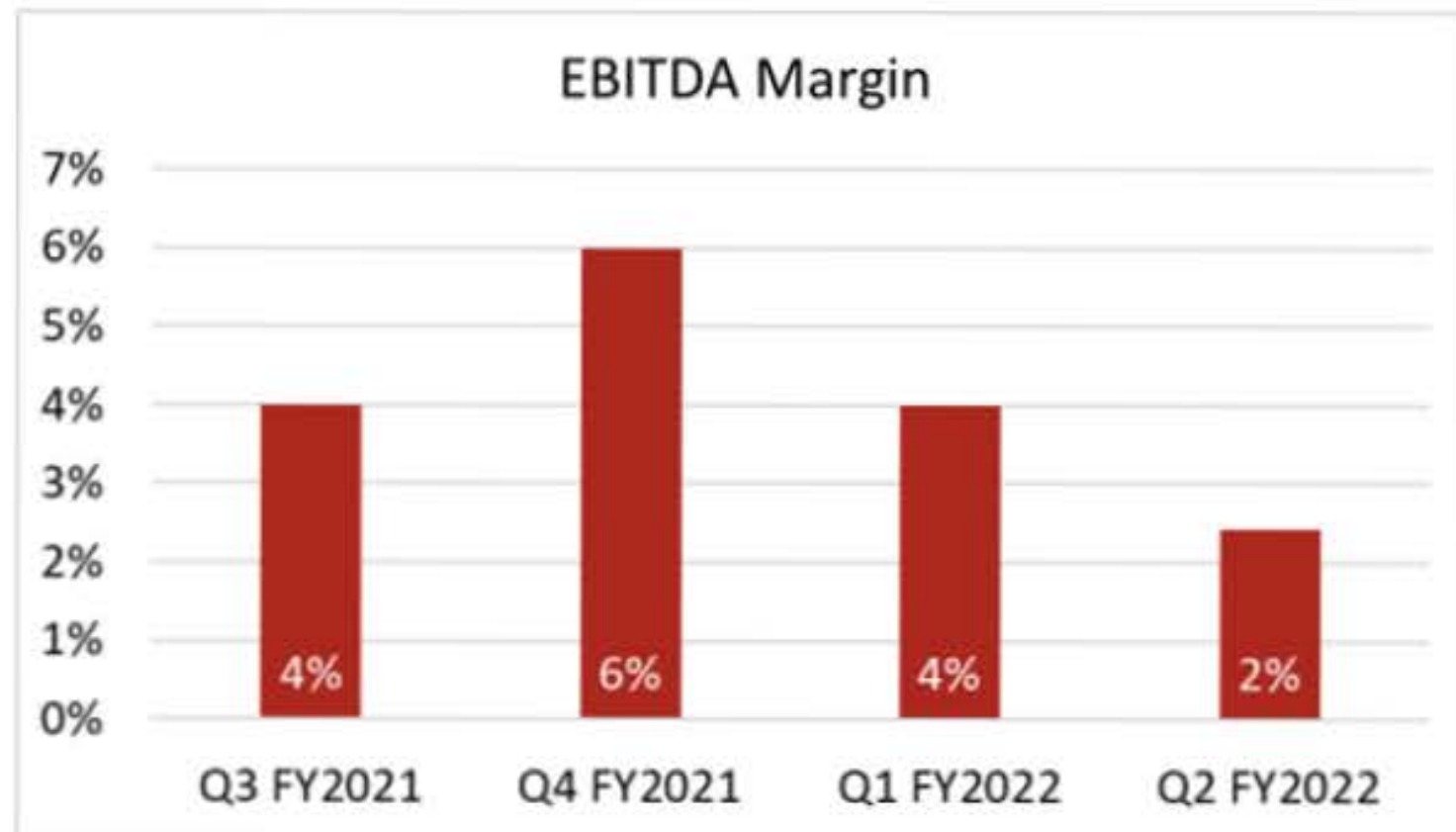
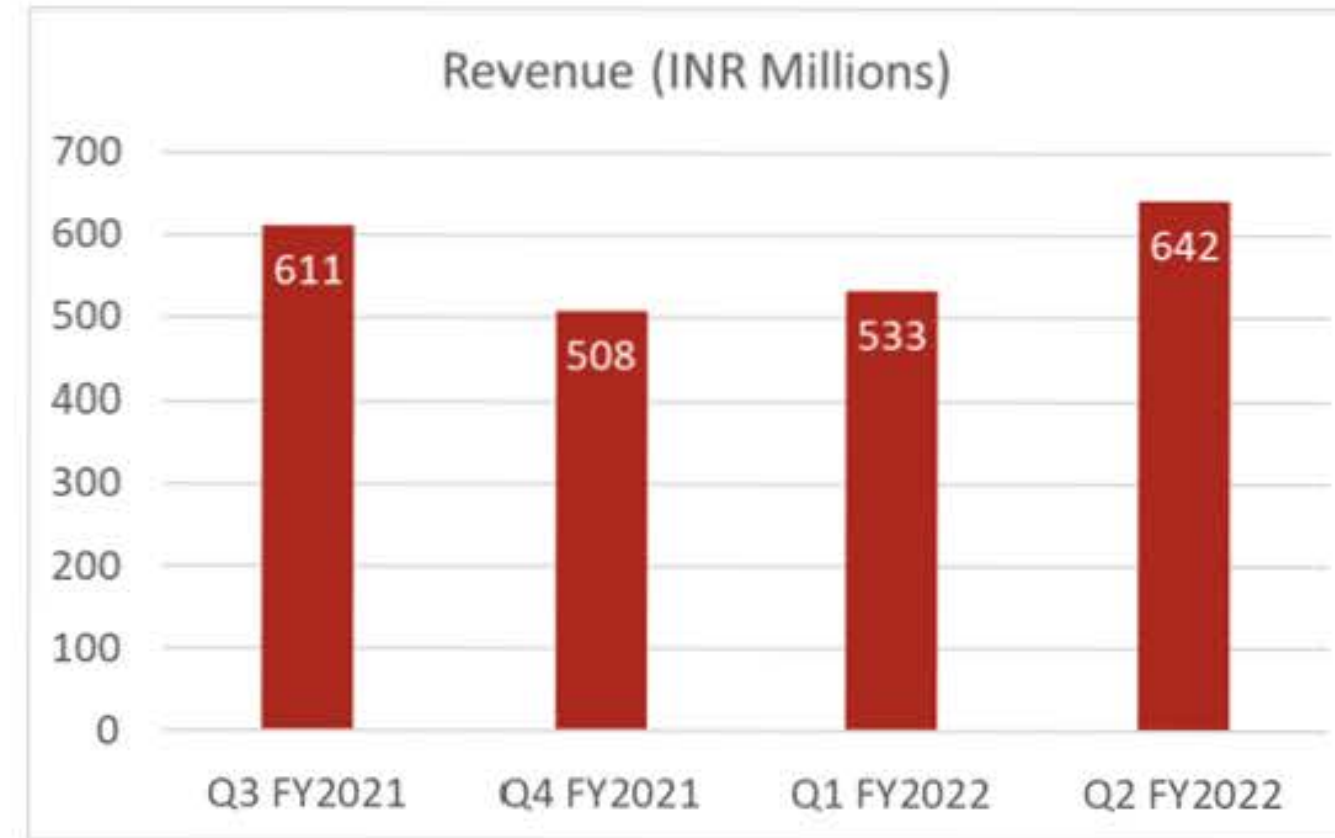

FINANCIAL PERFORMANCE: TOTAL REVENUE



YoY Revenue Comparision
Total Revenue (in millions)



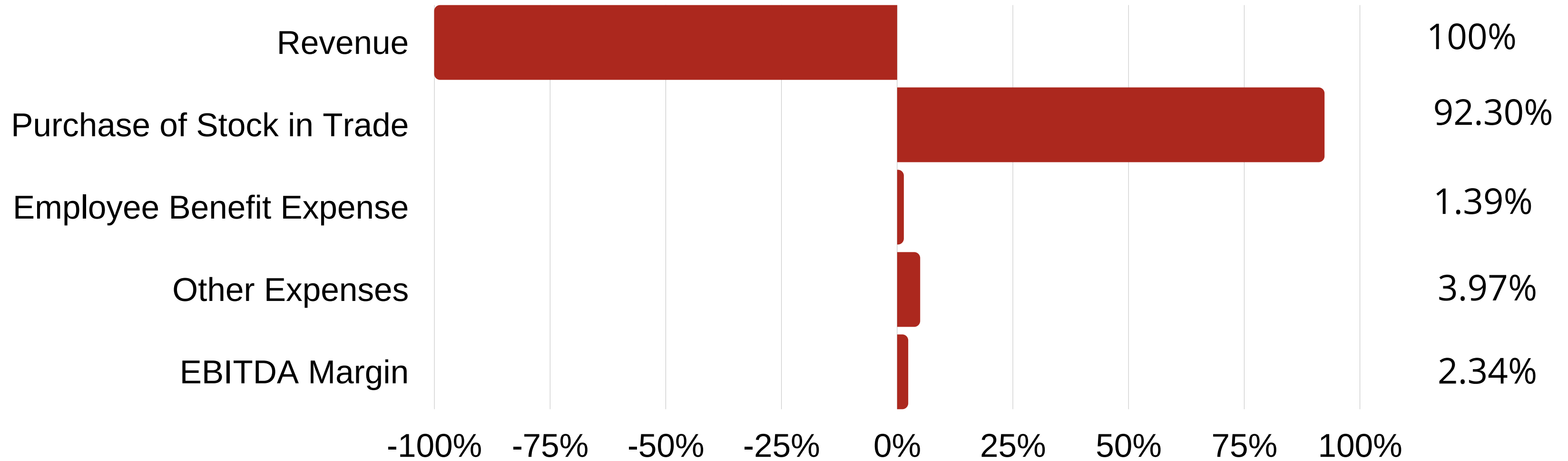
Financial Performance: Q2 FY2022



**these numbers have been rounded off



Margin Percentage Bridge



Profitability Highlights

3 months ending (in millions)	Q2 FY2022	Q1 FY2022	Q4 FY2021	Q3 FY 2021	Q2 FY 2021
Total Revenue	642.26	533	508	611	511
Purchase of stock in trade	592.79	487	432	556	473
Employee Benefit Expenses	8.96	9	9	9	9
Other Expenses	25.50	17	34	24	19
EBITDA	15.01	21	33	22	10
EBITDA Margin	2.34%	4%	7%	4%	2%
Depreciation / Amortisation and Depletion Expense	2.85	3	2	3	3
Finance costs	3.27	3	3	4	3
Exceptional items	0.00	0	0	0	0
Profit before tax	8.89	15	28	15	4
Tax Expense	2.24	4	8	6	1
Profit after Tax	6.65	11	21	10	2
PAT Margin	1.04%	2%	4%	2%	0.5%

BHATIA'S[®]
The mobile one stop shop

**We are
committed to
growth**

THANK YOU!

+91- 261 - 2349892

info@bhatiamobile.com