

BHATIA COMMUNICATIONS & RETAIL (INDIA) LIMITED

BHATIA'S[®]
The mobile one stop shop

CIN: L32109GJ2008PLC053336

Regd Off: 132, Dr. Ambedkar Shopping Centre, Ring Road, Surat-395002

Email: Info@bhatiamobile.com, Ph: 0261-2349892

Website : www.bhatiamobile.com

Date: 14/11/2022

To,

BSE LIMITED

Phiroze Jeejeebhoy towers,
Dalal Street,
Mumbai- 400 001.

Scrip ID/ Code: BHATIA/540956

Subject: Outcome of Board Meeting of the Company held on November 14, 2022 and Unaudited Financial Results for the Quarter ended as on 30th September, 2022

Reference No: Regulation 30 and 33 of SEBI (Listing Obligations and Disclosure Requirements) Regulations, 2015

Dear Sir/ Madam,

The Board of Directors of the company at their Meeting held on Monday, November 14, 2022 at 11:00 A.M. at the registered Office situated at 132, Dr. Ambedkar Shopping Centre, Ring Road, Surat Gujarat – 395002, have interalia discussed and approved following major businesses:

1. Standalone Unaudited Financial Results along with Limited Review Report thereon for the Quarter ended as on 30th September, 2022.
Limited Review Report and Financial Results are enclosed herewith.

The meeting of the Board of Directors concluded at 03.00 P.M.

This is for your information and record.

Yours Faithfully,

For Bhatia Communications & Retail (India) Limited


Sanjeev Harbanslal Bhatia
Managing Director
DIN: 02063671
Place: Surat



Encl: As Above

RPR & Co.

Chartered Accountants

9001, World Trade Center, Near Udhna Darwaja, Ring Road, Surat - 395002

Email: rpr@rprandco.com, Ph: 0261-3591630

Limited Review Report on Unaudited Quarterly Standalone Financial Results and Standalone Year-to-date Results of Bhatia Communications & Retail (India) Limited

To
The Board of Directors
Bhatia Communications & Retail (India) Limited

We have reviewed the accompanying statement of unaudited financial results of M/s Bhatia Communications & Retail (India) Limited for the period ended 30th September, 2022.

This statement is the responsibility of the Company's Management and has been approved by the Board of Directors. Our responsibility is to issue a report on these financial statements based on our review.

We conducted our review of the Statement in accordance with the Standard on Review Engagements (SRE) 2410 "Review of Interim Financial Information Performed by the Independent Auditor of the Entity", issued by the Institute of Chartered Accountants of India. This standard requires that we plan and perform the review to obtain moderate assurance as to whether the financial statements are free of material misstatement. A review is limited primarily to inquiries of company personnel and analytical procedures applied to financial data and thus provide less assurance than an audit. We have not performed an audit and accordingly, we do not express an audit opinion.

Based on our review conducted as above, nothing has come to our attention that causes us to believe that the accompanying statement of unaudited financial results prepared in accordance with applicable accounting standards and other recognized accounting practices and policies has not disclosed the information required to be disclosed in terms of Regulation 33 of the SEBI (Listing Obligations and Disclosure Requirements) Regulations, 2015 including the manner in which it is to be disclosed, or that it contains any material misstatement.

For RPR & CO
Chartered Accountants

Raunaq Kankaria

Raunaq Kankaria
Partner

Membership Number: 138361

FRN No.: 131964W

UDIN:22138361BDAOTM1855



Place: Surat

Date: 14.11.2022

BHATIA COMMUNICATIONS & RETAIL (INDIA) LIMITED
CIN- L32109GJ2008PLC053336

Registered Office: 132, DR. AMBEDKAR SHOPPING CENTRE, RINGROAD, SURAT - 395002
Website: www.bhatiamobile.com, mail: info@bhatiamobile.com, Ph: 0261-2349892

FINANCIAL RESULT FOR THE QUARTER AND HALF YEAR ENDED ON 30.09.2022

Amounts in Lakhs (Except EPS)

Sr. No.	Particulars	3 months ended	Preceding 3 months ended	Corresponding 3 months ended in the previous year	Year to date figures for Current Period Ended(6 Months)	Year to date figures for Previous year Ended(6 Months)	Previous accounting year ended
		01/07/2022-30/09/2022	01/04/2022-30/06/2022	01/07/2021-30/09/2021	01/04/2022-30/09/2022	01/04/2021-30/09/2021	31/03/2022
		Unaudited	Unaudited	Unaudited	Unaudited	Unaudited	Audited
1	Income						
	Revenue from Operations	7,354.875	6,879.000	6,001.803	14,233.875	10,877.210	23,347.165
	Other Income	806.420	577.766	420.788	1,384.186	880.270	1,828.528
	Total Income	8,161.295	7,456.766	6,422.590	15,618.061	11,757.479	25,175.693
2	Expenses:						
	Cost of Materials Consumed	-	-	-	-	-	-
	Purchases of Stock-in-Trade	7,753.193	6,855.345	6,491.601	14,608.538	10,986.487	24,099.827
	Changes in Inventories of Finished Goods, Work-in-Progress and Stock-in-Trade	(299.296)	(49.477)	(563.715)	(348.773)	(186.564)	(1,196.604)
	Employee Benefit Expenses	105.839	102.091	89.574	207.930	179.974	373.272
	Finance Costs	52.743	47.404	32.724	100.147	61.617	131.981
	Depreciation / Amortisation and Depletion Expense	32.804	31.749	28.490	64.553	55.940	115.311
	Other Expenses	298.293	269.607	255.048	567.900	422.041	944.265
	Total Expenses	7,943.576	7,256.719	6,333.722	15,200.295	11,519.496	24,468.052
3	Profit before Exceptional items and Tax (1-2)	217.720	200.047	88.869	417.767	237.984	707.641
4	Exceptional Items	-	-	-	-	-	-
5	Profit before Tax (3-4)	217.720	200.047	88.869	417.767	237.984	707.641
6	Tax Expense:						
	(1) Current tax	54.916	46.015	22.367	100.931	59.557	180.377
	(2) Deferred Tax	(2.503)	(6.834)	(1.003)	(9.337)	(3.707)	(6.469)
	(3) Deferred Tax	-	-	-	-	-	-
7	Profit/(Loss) for the period from Continuing Operations (5-6)	162.804	154.032	66.502	316.836	178.426	527.264
8	Profit/Loss from Discontinuing Operations	-	-	-	-	-	-
9	Tax Expense of Discontinuing Operations	-	-	-	-	-	-
10	Profit/(Loss) from Discontinuing Operations (after Tax) (8-9)	-	-	-	-	-	-
11	Profit for the period (7+10)	162.804	154.032	66.502	316.836	178.426	527.264
12	Other Comprehensive Income						
	A (i) Items that will not be reclassified to Statement of profit and loss	0.995	0.995	1.397	1.990	2.794	3.981
	(ii) Income Tax relating to items that will not be reclassified to Statement of profit and loss	(0.250)	(0.250)	(0.352)	(0.501)	(0.703)	(1.002)
	B (i) Items that will be reclassified to statement of profit and loss	-	-	-	-	-	-
	(ii) Income Tax relating to items that will be reclassified to profit and loss	-	-	-	-	-	-
13	Total comprehensive Income for the year (11+12)	163.549	154.777	67.547	318.325	180.517	530.243
14	Paid-up Equity Share Capital (F.V. of Rs. 1/- each)	1,251.520	1,251.520	1,251.520	1,251.520	1,251.520	1,251.520
15	Other equity	-	-	-	-	-	3,370.055
16	Earnings Per Equity Share						
	(1) Basic	0.130	0.123	0.053	0.253	0.143	0.421
	(2) Diluted	0.130	0.123	0.053	0.253	0.143	0.421
17	Debt Equity ratio	0.539	0.310	0.232	0.539	0.232	0.330
18	Debt Service Coverage Ratio	8.769	8.333	6.374	11.144	9.229	15.646
19	Interest Service Coverage Ratio	14.222	13.723	13.564	13.978	11.939	16.936



Notes:

1 The above unaudited standalone financial results which are published in accordance with Regulation 33 of the SEBI (Listing Obligations & Disclosure Requirements) Regulations, 2015, as amended, have been reviewed by the Audit Committee and approved by the Board of Directors at their meeting held on November 14, 2022. The above results have been subjected to "limited review" by the statutory auditors of the Company. The unaudited standalone financial results are in accordance with the Indian Accounting Standards (Ind AS) as prescribed under Section 133 of the Companies Act, 2013.

2 Pursuant to the Regulations 13(3) of SEBI (Listing Obligations and Disclosure Requirement) Regulations, 2015, we are enclosing herewith the details regarding investor's complaints:

Particulars	No. of Complaints
No. of investor complaints pending at the beginning of quarter	Nil
Received during the quarter	Nil
Disposed during the quarter	Nil
Remaining unresolved at the end of quarter	Nil

3 The Company has evaluated its Operating segment in accordance with IND AS 108 and has concluded that it is engaged in a single operating segment.

4 Figures pertaining to the previous years/period have been regrouped/rearranged, reclassified and restated wherever considered necessary, to make them comparable with those of current year/period.

5 As the company do not have any Holding/Subsidiary/Joint Venture/ Associate concern, no reporting have been made in this regards.

As per our report of even date
For RPR & CO
Chartered Accountants

Raunaq Kankaria
Partner
M.No. 138361
FRN.131964W
UDIN: 22138361RPR

Date : 14.11.2022
Place : SURAT



FOR BHATIA COMMUNICATIONS & RETAIL (INDIA) LIMITED

Sanjeev Harbanslal Bhatia
Chairman & Mananging Director
DIN: 02063671

Nikhil Harbanslal Bhatia
Whole Time Director
DIN: 02063706

Company Secretary

C.F.O.


BHATIA COMMUNICATIONS & RETAIL (INDIA) LIMITED
CIN- L32109GJ2008PLC053336

Registered Office: 132, DR. AMBEDKAR SHOPPING CENTRE, RING ROAD SURAT-395002
Website: www.bhatiamobile.com, mail: info@bhatiamobile.com, Ph: 0261-2349892

STATEMENT OF ASSETS AND LIABILITIES AS AT 30.09.2022

Amounts in Lakh


	Particulars	As at 30th September, 2022 Unaudited	As at 31st March, 2022 Audited
	ASSETS		
(1)	Non-Current Assets		
	Property, plant and equipment	767.331	721.685
	Capital work-in-progress	-	-
	Investment Property	-	-
	Goodwill	29.000	29.000
	Other Intangible assets	-	-
	Intangible assets under development	-	-
	Biological Assets other than bearer plants	-	-
	Financial Assets		
	(i) Investments	-	-
	(ii) Trade receivables	-	-
	(iii) Loans	313.494	300.407
	(iv) Other Financial Assets	1,850.622	1,815.206
	Deferred tax assets (net)	2.065	-
	Other Non-current assets	-	-
	Total Non-Current assets	2,962.512	2,866.298
(2)	Current Assets		
	Inventories	4,442.320	4,093.547
	Financial Assets		
	(i) Investments	-	-
	(ii) Trade Receivables	490.575	537.683
	(iii) Cash and Cash Equivalents	441.250	183.287
	(iv) Bank Balances Other than (iii) above	-	-
	(iv) Loans	508.191	563.068
	Current Tax Assets (Net)	-	-
	Other Current Assets	-	-
	Total Current assets	5,882.336	5,377.585
	Total Assets	8,844.848	8,243.884
	EQUITY AND LIABILITIES		
(1)	Equity		
	(i) Equity Share capital	1,251.520	1,251.520
	(ii) Other Equity	3,671.893	3,370.055
	Total Equity	4,923.413	4,621.575
(2)	Liabilities		
	Non-Current Liabilities		
	Financial Liabilities		
	(i) Borrowings	188.520	163.812
	(ia) Lease Liabilities	-	-
	(ii) Trade Payables	-	-
	(A) total outstanding dues of micro enterprises and small enterprises; and	-	-
	(B) total outstanding dues of creditors other than micro enterprises and small enterprise	-	-
	(iii) Other financial liabilities (other than those specified in item (b), to be specified)	-	-
	Provisions	40.140	37.433
	Deferred tax liabilities (Net)	-	7.272
	Other non-current liabilities	673.817	623.894
	Total non-current liabilities	902.476	832.411



Current liabilities		
Financial Liabilities		
(i) Borrowings	2,467.388	1,359.700
(ia) Lease Liabilities	-	-
(ii) Trade payables	-	-
(A) total outstanding dues of micro enterprises and small enterprises; and	-	-
(B) total outstanding dues of creditors other than micro enterprises and small enterprises	374.158	1,239.757
(iii) Other financial liabilities (other than those specified in item	0.491	0.491
Other Current liabilities	-	-
Provisions	176.923	189.950
Current Tax Liabilities (Net)	-	-
Total current liabilities	3,018.959	2,789.897
Total Liabilities	3,921.435	3,622.308
Total Equity and Liabilities	8,844.848	8,243.884

For RPR & CO
Chartered Accountants

Raunaq Kankaria
Raunaq Kankaria
Partner
M.No. 138361
FRN.131964W
UDIN: 2213836100A0TM1855



Date : 14.11.2022
Place : SURAT

FOR BHATIA COMMUNICATIONS & RETAIL (INDIA)
LIMITED

Sanjeev Harbanslal Bhatia
Sanjeev Harbanslal
Bhatia
Chairman & Mananging
Director
DIN: 02063671

Nikhil Harbanslal Bhatia
Nikhil Harbanslal Bhatia
Whole Time Director
DIN: 02063706

[Signature]
Company Secretary

[Signature]
C.F.O.

BHATIA COMMUNICATIONS & RETAIL (INDIA) LIMITED
CIN- L32109GJ2008PLC053336

Registered Office: 132, DR. AMBEDKAR SHOPPING CENTRE, RINGROAD SURAT-395002
Website: www.bhatiamobile.com, mail: info@bhatiamobile.com, Ph: 0261-2349892

Statement of Cash Flow


FINANCIAL RESULT FOR THE QUARTER AND HALF YEAR ON 30.09.2022

Amount in Lakhs

	PARTICULARS	As at 30th September, 2022 Unaudited	As at 30th September, 2021 Unaudited
[1]	Cash Flow From Operating Activities		
	Profit before Tax as per Profit & Loss Account	417.767	237.984
	Adjustments for:		
	Add : Expenses/ (Incomes) Not Requiring Cash :		
	Depreciation	55.217	52.234
	Finance Cost.	100.147	61.617
		155.364	113.851
	Cash Flow From Operations Before Changes in Working Capital	573.131	351.835
	Adjustments for Working Capital Changes:		
	Decrease/(Increase) in Inventories	(348.773)	(186.564)
	Decrease/(Increase) in Trade Receivable	47.108	12.751
	Decrease/(Increase) in Provision (Non Current)	2.707	1.605
	Decrease/(Increase) in Provision (Current)	(77.580)	(74.163)
	Decrease/(Increase) in Trade Payable	(865.599)	(38.167)
	Decrease/(Increase) in Other Non Current Liability	49.922	(8.951)
	Decrease/(Increase) in Other Current Liability(Financial)	-	0.310
		(1,192.216)	(293.179)
	Cash Flow From Operations after Changes in Working Capital	(619.085)	58.656
	Other Adjustments		
	Income Tax Paid	(101.431)	(60.261)
	Adjustment due to OCI	1.990	2.794
		(99.441)	(57.467)
	Net Cash Generated From Operating activities	(718.526)	1.189
[2]	Cash Flows from Investing Activities		
	Purchase of Fixed Assets	(45.645)	(102.492)
	Loans & Advances	6.374	271.237
	Net Cash Generated From Investing activities	(39.271)	168.745
[3]	Cash Flow From Financing activities		
	Proceeds from/(Repayment of) Borrowings (Long-Term)	24.708	(49.212)
	Proceeds from/(Repayment of) Borrowings (Short-Term)	1,107.688	(50.044)
	Dividend Paid	(16.488)	(16.500)
	Finance Cost	(100.147)	(61.617)
	Net Cash Generated From Financing activities	1,015.761	(177.373)
[4]	Net Increase/(Decrease in cash)	257.963	(7.439)
	Cash and Cash Equivalents - Opening Balance	183.287	162.444
[5]	Cash and Cash Equivalents - Closing Balance	441.250	155.005
	Components of the Cash and Cash Equivalents:		
	Cash on Hand	201.649	44.820
	With Banks - in form of current accounts	239.602	110.185
	With Banks - in form of demand deposits	-	-

For RPR & CO
Chartered Accountants

Rauna Kankaria
Raunaq Kankaria
Partner
M.No. 138361
FRN.131964W
UDIN:2213836100
Date : 14.11.2022
Place : SURAT



FOR BHATIA COMMUNICATIONS & RETAIL (INDIA)
LIMITED

Sanjeev Harbanslal Bhatia
Sanjeev Harbanslal Bhatia
Chairman & Mananging Director
DIN: 02063671

Nikhil Harbanslal Bhatia
Nikhil Harbanslal Bhatia
Whole Time Director
DIN: 02063706

[Signature]
Company Secretary

[Signature]
C.F.O.